







ENGLISH	BAHASA MALAYSIA
<p>How to access the website using your mobile phone.</p> <ol style="list-style-type: none"> 1. Make sure you phone is set up for 3G connection. (Contact your service provider if you are not sure). 2. Alternatively, if your phone or PDA has WiFi connection, please enable your WiFi availability and search your preferred WiFi connection. (Please do note that most WiFi need to be subscribe). 3. Select the browser that is pre-installed in your phone (e.g. Internet Explorer , Opera , Safari , Web Mobile, etc). 4. Access the site using the browser by typing http://www.mpjasin.gov.my/mobile and click OK/Enter/Submit. The display below will be shown on your mobile phone screen (it depends on the make and model of mobile phone used). 	<p>Cara melayari laman web menggunakan telefon bimbit anda.</p> <ol style="list-style-type: none"> 1. Pastikan telefon bimbit anda telah di set untuk sambungan 3G. (Hubungi penyedia perkhidmatan anda sekiranya anda tidak pasti). 2. Sebagai alternatif, jika telefon bimbit atau PDA anda mempunyai sambungan WiFi, aktifkan WiFi anda dan cari sambungan WiFi pilihan anda. (Sila ingat bahawa kebanyakan perkhidmatan WiFi memerlukan langganan). 3. Pilih pelayar ('browser') yang terdapat dalam telefon anda (contohnya. Internet Explorer , Opera , Safari , Web Mobile, dll.) 4. Layari laman web menggunakan 'browser' dengan menaip 'http://www.mpjasin.gov.my/mobile' dan klik OK/Enter/Submit. Paparan di bawah akan muncul di skrin telefon anda (bergantung pada jenama dan model telefon).



Figure 1 – Sample display of a typical smart phone

5. The mobile site will be displayed on your mobile phone screen. Click on links to read the content or continue surfing.



Rajah 1 – Contoh paparan smart phone biasa

5. Laman mobile akan dipaparkan di skrin telefon bimbit anda. Klik pada pautan untuk membaca kandungan atau sambung melayar.



Figure 2 – Sample display of a typical smart phone

Rajah 2 – Contoh paparan smart phone biasa